

Scaled data based on original data using
LM-79-08 Approved Method: Electrical and Photometric Measurements of Solid-
State Lighting Products

Test Report Prepared for
Cooper Lighting Solutions
(formerly Eaton)

Brand: INVUE

Report Number: P674059

Luminaire Tested: **CCP-SA-1A-850-U-SL4-HSS**

Issue Date: 04/16/2023



Test Information

Test Method: LM-79-08
Report Number: P674059
Test Lab: INNOVATION CENTER(G1)
Issue Date: 04/16/2023
Manufacturer: COOPER LIGHTING SOLUTIONS (FORMERLY EATON)
Product Line: INVUE
Catalog Number: CCP-SA-1A-850-U-SL4-HSS
Description: INVUE CLEAR CURVE POLE MOUNT Light Square Luminaire @350mA w/ SL4 distribution lens and House Side Shield
Light Source: (16) 5000K CCT, 80 CRI LEDs
Ballast/Driver: ELECTRONIC DRIVER

Summary

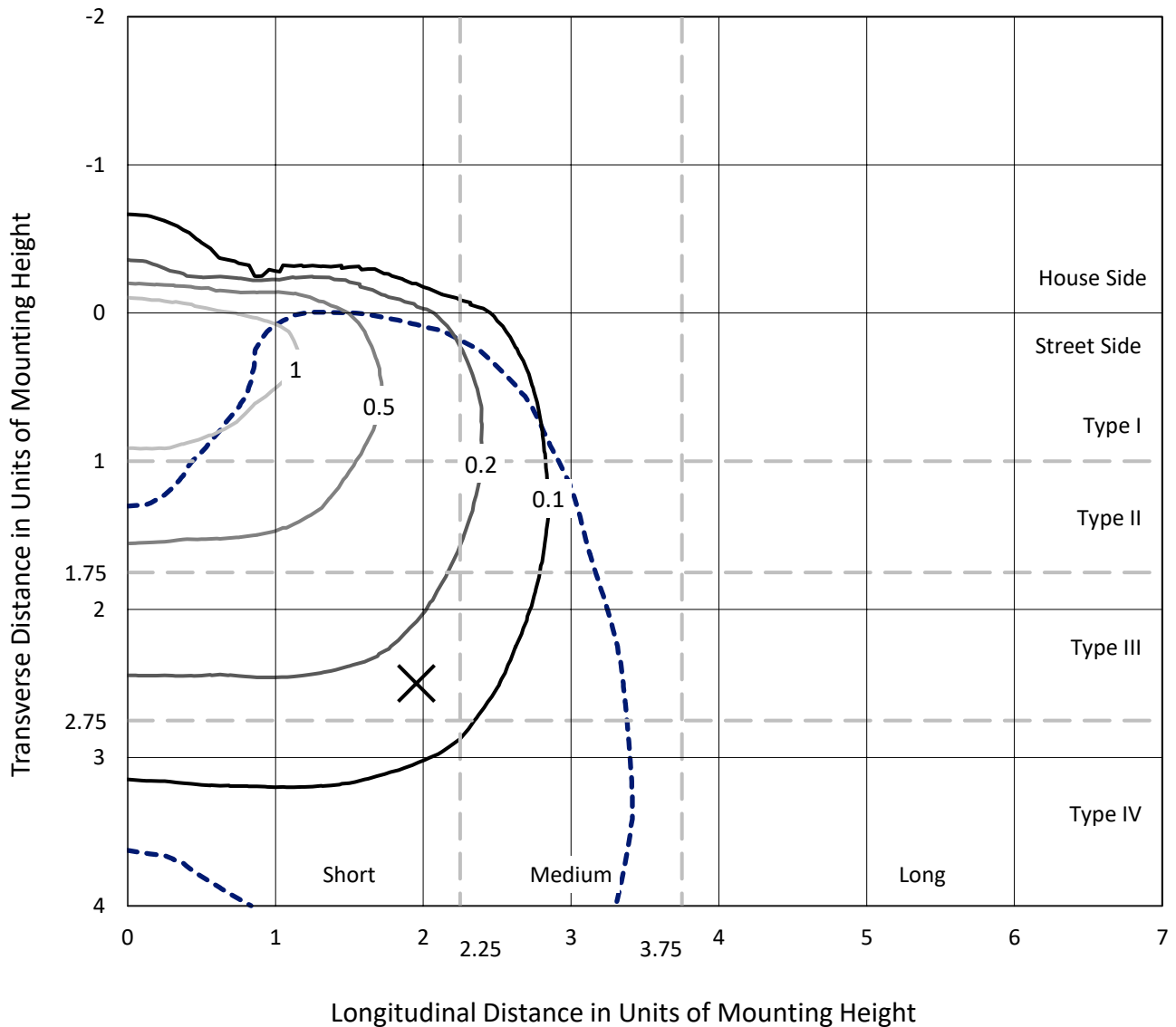
Lumens per Lamp: N/A
Luminaire Lumens: 1972 lumens
Efficiency: N/A
Efficacy: 109.6 lumens/watt
Luminous Opening: Rectangular (W 1' x L: 0.5' x H: 0')
IES Classification: Type IV - Short
BUG Rating: B0 - U0 - G1

Input Watts (W): 18
Input Voltage (V): 120
Input Current (Ain): NR
Voltage Rise (V): NR
Power Factor: NR
Total Harmonic Distortion (THDi): NR
Frequency (hertz): 60
Stabilization Time: NR
Operation Time: NR
Ambient Temperature (°C): NR
Test Distance: 25 FT

REPORT NUMBER: P674059
 CATALOG NUMBER: CCP-SA-1A-850-U-SL4-HSS

Iso-Footcandle Lines of Horizontal Illumination

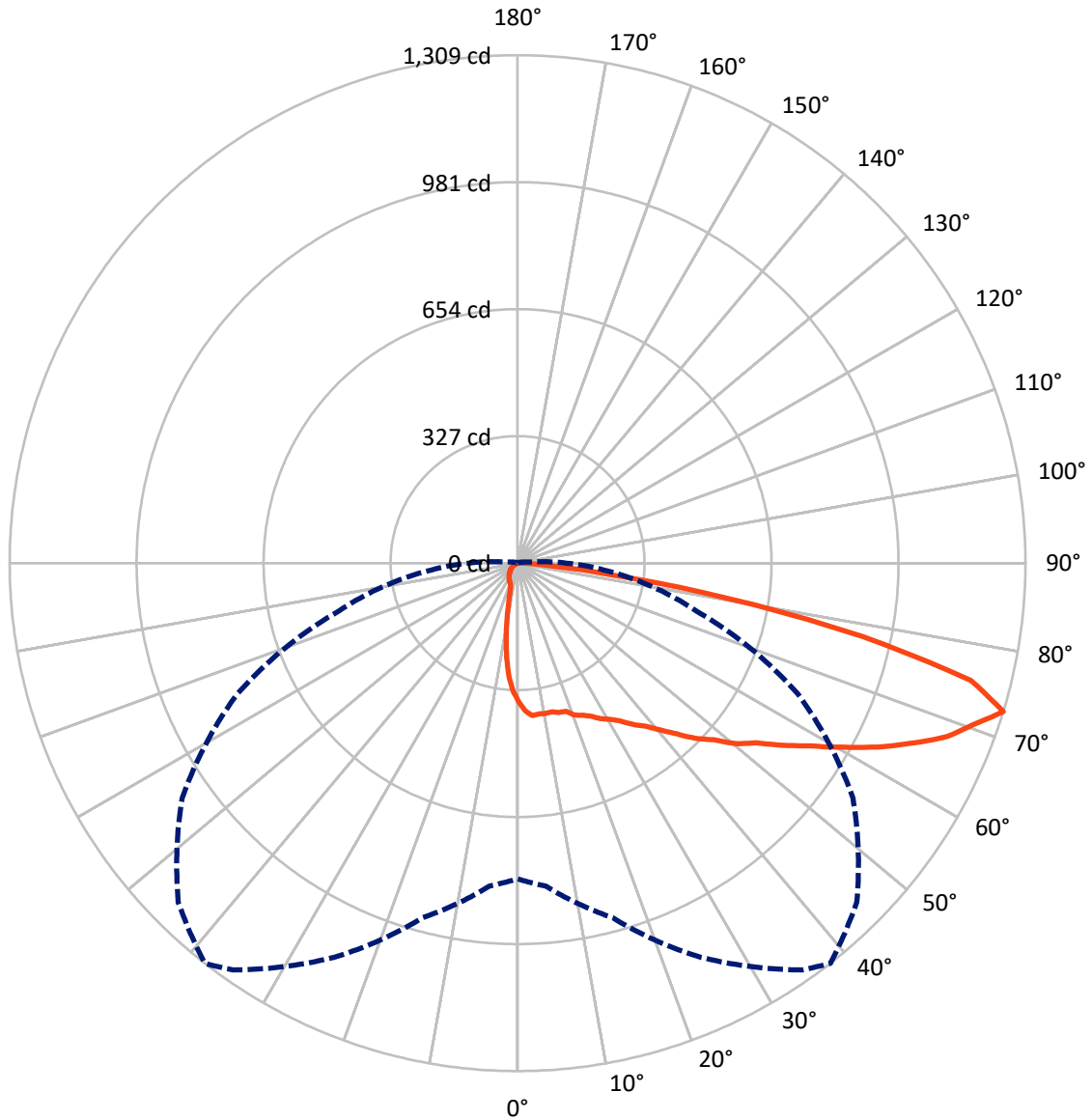
× Max cd
 - - - 1/2 Max cd



Based on 15 foot mounting height. Maximum calculated value = 1.7 fc
 Type IV - Short - N/A

REPORT NUMBER: P674059
CATALOG NUMBER: CCP-SA-1A-850-U-SL4-HSS

Luminous Intensity Polar Plot



— Vertical Plane Through 38-Deg Lateral - - - Horizontal Cone Through 72.5-Deg Vertical

REPORT NUMBER: P674059
 CATALOG NUMBER: CCP-SA-1A-850-U-SL4-HSS

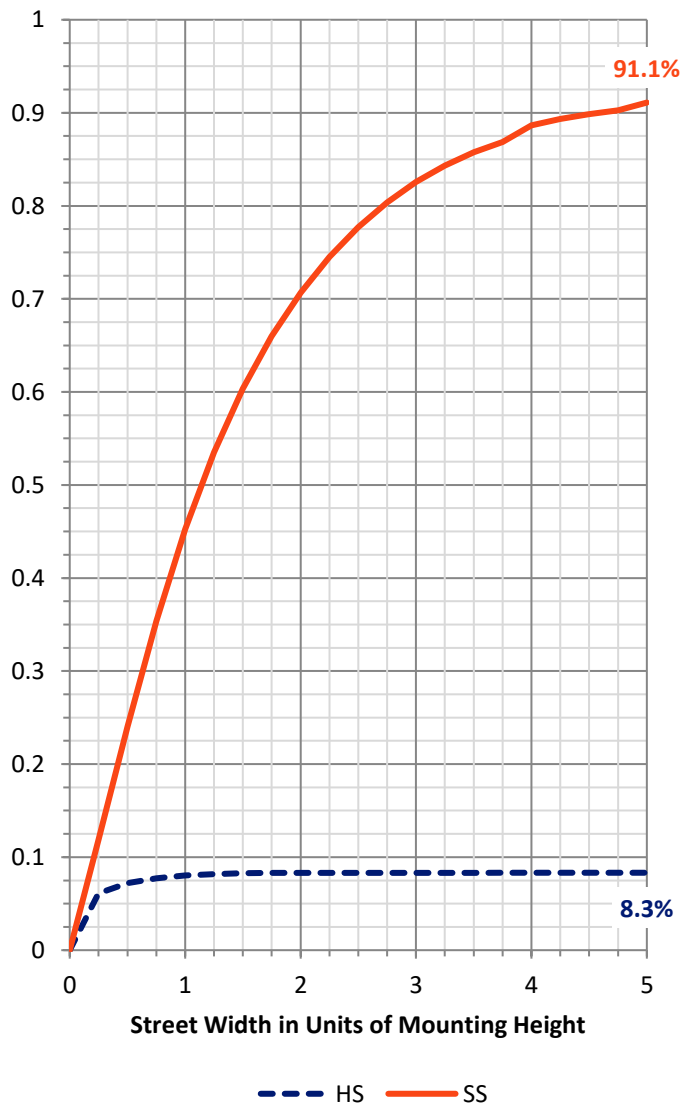
FLUX DISTRIBUTION:

		Downward	Upward	Total
House Side	Lumens	165.2	0.0	165.2
	% Fixture	8.4	0.0	8.4
Street Side	Lumens	1806.8	0.0	1806.8
	% Fixture	91.6	0.0	91.6
Total	Lumens	1972.0	0.0	1972.0
	% Fixture	100.0	0.0	100.0

Coefficient of Utilization

ZONAL LUMENS:

Zone	Lumens	% Fixture
0°-10°	31.2	1.6
10°-20°	76.4	3.9
20°-30°	122.5	6.2
30°-40°	185.0	9.4
40°-50°	281.5	14.3
50°-60°	396.3	20.1
60°-70°	484.1	24.6
70°-80°	351.6	17.8
80°-90°	43.3	2.2
90°-100°	0.0	0.0
100°-110°	0.0	0.0
110°-120°	0.0	0.0
120°-130°	0.0	0.0
130°-140°	0.0	0.0
140°-150°	0.0	0.0
150°-160°	0.0	0.0
160°-170°	0.0	0.0
170°-180°	0.0	0.0
0°-90°	1972.0	100.0
0°-180°	1972.0	100.0



REPORT NUMBER: P674059

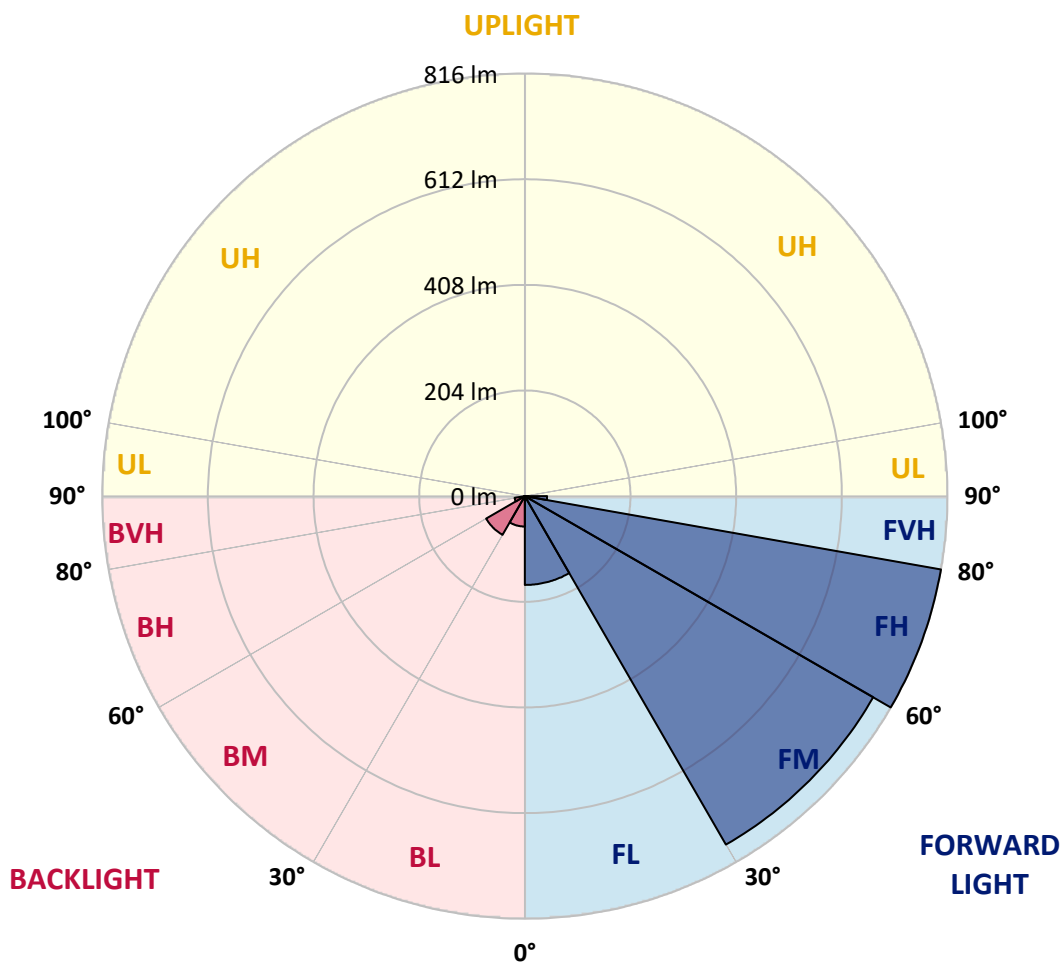
CATALOG NUMBER: CCP-SA-1A-850-U-SL4-HSS

LUMINAIRE CLASSIFICATION SYSTEM LUMEN TABLE AND BUG RATING:

Zone	Lumens	% Fixture	Zone Rating/Lumen Limit		
			B	U	G
FL (0°-30°)	171.5	8.7			
FM (30°-60°)	776.6	39.4			
FH (60°-80°)	815.7	41.4			G1/1800
FVH (80°-90°)	43.1	2.2			G1/100
BL (0°-30°)	58.6	3.0	B0/110		
BM (30°-60°)	86.3	4.4	B0/220		
BH (60°-80°)	20.0	1.0	B0/110		G0/110
BVH (80°-90°)	0.2	0.0			G0/10
UL (90°-100°)	0.0	0.0		U0/0	
UH (100°-180°)	0.0	0.0		U0/0	

BUG Rating: B0-U0-G1

Type IV Short





REPORT NUMBER: P674059

CATALOG NUMBER: CCP-SA-1A-850-U-SL4-HSS

CANDELA DISTRIBUTION (FULL):

	0°	5°	15°	25°	35°	38°	45°	55°	65°	75°	85°
0°	356.6	356.6	356.6	356.6	356.6	356.6	356.6	356.6	356.6	356.6	356.6
2.5°	391.8	391.8	395.5	391.8	390.4	381.6	382.0	377.4	372.8	366.3	360.3
5°	396.4	399.6	401.9	398.7	393.6	394.5	397.8	389.0	376.5	368.6	355.2
7.5°	394.5	401.5	399.6	397.8	394.5	392.2	387.6	383.9	377.9	370.5	354.8
10°	393.1	395.5	395.9	394.5	387.6	394.1	389.0	383.0	375.6	366.8	347.4
12.5°	388.1	388.1	392.2	389.0	389.9	393.1	390.8	389.4	381.6	374.2	357.1
15°	382.5	384.4	390.8	395.9	400.5	399.2	397.8	393.6	386.7	378.3	360.3
17.5°	383.9	384.8	395.0	404.2	401.9	401.0	408.4	399.6	392.7	383.4	363.1
20°	389.0	391.8	403.3	415.3	417.7	417.7	414.9	409.8	400.1	387.6	368.2
22.5°	394.1	395.0	414.0	429.2	431.5	425.5	427.8	413.0	403.8	396.8	373.3
25°	413.5	411.6	432.0	444.0	442.6	436.6	434.3	421.4	417.7	405.2	384.4
27.5°	439.9	432.0	451.9	459.3	451.9	453.7	447.3	433.4	425.5	418.1	389.4
30°	456.0	460.7	471.3	478.7	466.2	466.7	463.4	448.2	436.2	438.0	406.6
32.5°	481.0	484.3	492.1	495.4	485.6	484.7	481.5	469.5	460.7	458.8	429.7
35°	507.9	513.9	514.3	515.3	506.5	510.2	505.5	488.4	493.0	496.3	457.4
37.5°	534.2	528.7	537.9	542.1	532.4	532.4	533.8	522.2	530.5	540.2	496.8
40°	544.4	546.7	562.9	559.7	571.2	564.3	569.4	566.6	573.5	595.7	552.3
42.5°	555.0	557.8	579.5	585.6	599.4	601.7	609.1	609.6	630.0	666.5	605.4
45°	575.4	570.8	600.4	615.2	637.8	644.3	653.1	660.5	692.4	735.4	666.0
47.5°	593.9	587.4	621.2	650.8	678.5	679.9	704.0	711.8	749.8	798.8	726.2
50°	619.8	622.1	636.4	687.3	715.5	731.7	748.4	774.3	816.4	868.6	769.6
52.5°	646.6	644.3	668.3	718.3	762.7	768.7	806.2	835.3	881.1	920.4	789.1
55°	679.4	682.2	691.5	757.2	813.6	827.9	870.0	900.5	950.5	942.6	795.5
57.5°	712.3	709.5	730.3	800.6	877.4	888.0	944.0	962.0	995.8	957.4	779.4
60°	744.7	749.8	758.5	849.7	947.2	963.0	1007.4	1016.6	1024.0	964.4	766.9
62.5°	781.7	769.6	796.9	901.5	1010.2	1043.0	1078.1	1041.6	1035.1	951.9	738.2
65°	800.2	803.9	839.5	960.7	1093.9	1117.9	1122.5	1075.4	1042.1	924.1	711.4
67.5°	828.8	833.9	879.3	1021.3	1179.9	1193.3	1176.7	1105.9	1036.1	888.0	614.7
70°	832.5	845.0	932.4	1084.6	1234.0	1245.6	1232.6	1126.2	987.5	746.1	455.1
72.5°	813.1	835.3	945.4	1120.7	1279.3	1308.5	1235.9	1054.6	796.0	475.9	233.1
75°	614.2	632.7	865.4	1067.0	1198.9	1205.8	1085.1	804.8	453.3	162.3	59.7
77.5°	318.2	350.1	577.7	815.4	913.5	906.1	755.3	474.1	155.9	42.6	24.1
80°	182.7	190.6	252.5	457.9	574.5	546.2	417.7	204.4	68.5	21.3	15.7
82.5°	90.2	101.3	136.0	204.9	287.2	236.3	156.8	122.6	38.4	11.6	13.9
85°	19.4	20.4	69.4	98.1	116.6	76.8	53.7	103.1	13.9	6.9	13.4
87.5°	13.9	13.4	19.4	43.9	32.4	19.9	31.9	54.1	3.2	3.2	2.8
90°	0.0	0.0	0.0	0.0	0.0	0.0	0.0	0.0	0.0	0.0	0.0



REPORT NUMBER: P674059
 CATALOG NUMBER: CCP-SA-1A-850-U-SL4-HSS

CANDELA DISTRIBUTION (continued):

	90°	95°	105°	115°	125°	135°	145°	155°	165°	175°	180°
0°	356.6	356.6	356.6	356.6	356.6	356.6	356.6	356.6	356.6	356.6	356.6
2.5°	356.6	352.4	347.8	339.0	336.7	335.3	327.5	327.0	325.6	322.4	321.0
5°	346.9	340.0	331.2	321.9	314.5	301.1	284.9	276.6	266.4	266.9	263.6
7.5°	345.5	332.6	320.1	300.6	277.1	252.1	227.1	210.9	199.3	192.4	193.8
10°	339.0	329.3	309.0	272.9	235.0	197.0	165.1	141.1	127.2	116.6	119.8
12.5°	341.8	322.8	294.2	246.1	191.9	145.2	105.5	82.3	72.2	68.5	69.4
15°	340.0	322.8	285.4	216.9	150.8	98.5	68.5	61.1	59.2	59.2	58.3
17.5°	345.5	326.5	270.6	188.2	108.2	65.7	58.7	57.4	56.0	56.0	56.0
20°	353.4	328.4	260.4	156.3	76.3	57.8	55.0	54.1	53.7	53.7	53.2
22.5°	353.8	326.5	241.4	121.2	58.7	54.6	52.3	51.8	51.8	50.9	50.9
25°	356.6	328.4	221.1	91.1	54.6	51.3	49.5	49.0	49.5	49.0	48.6
27.5°	363.5	331.6	200.7	66.6	51.3	48.6	47.2	46.7	46.7	46.7	45.8
30°	372.3	331.6	178.1	55.0	48.6	45.8	44.4	43.9	43.5	43.5	43.5
32.5°	390.8	342.3	150.3	49.0	44.9	42.6	41.2	41.2	40.7	40.7	40.2
35°	414.0	349.7	122.1	45.3	41.6	39.3	37.9	37.9	37.5	37.5	37.0
37.5°	442.6	368.2	93.4	42.6	38.4	36.1	34.7	34.7	34.7	34.2	34.2
40°	483.3	387.1	69.4	38.9	35.2	32.8	31.9	31.5	31.0	31.0	30.1
42.5°	526.8	416.3	51.8	36.1	32.4	30.5	29.1	27.8	27.8	26.4	26.4
45°	574.0	441.7	42.1	32.8	29.6	27.3	25.9	25.0	23.6	22.7	22.7
47.5°	620.2	457.4	37.0	29.1	26.8	25.0	23.6	21.7	19.9	19.4	19.0
50°	657.7	462.1	32.8	26.4	24.5	22.7	20.8	18.5	16.7	15.7	15.3
52.5°	657.7	436.6	29.6	23.6	22.2	20.4	18.0	15.3	13.0	12.0	11.6
55°	657.7	396.4	26.4	21.7	19.9	18.5	15.3	12.5	10.2	8.8	8.3
57.5°	648.0	347.8	23.6	19.4	17.6	15.7	13.0	9.7	7.4	6.0	6.0
60°	621.2	296.9	20.4	17.1	15.3	13.0	10.2	6.9	4.6	3.2	3.2
62.5°	586.9	236.3	17.6	14.3	12.5	10.6	7.9	4.6	1.9	0.9	0.9
65°	527.3	174.4	15.3	12.0	9.7	7.9	5.1	1.9	0.0	0.0	0.0
67.5°	435.2	116.6	12.0	9.7	8.3	5.6	3.2	0.5	0.0	0.0	0.0
70°	306.2	66.1	9.3	6.9	6.0	3.7	0.9	0.0	0.0	0.0	0.0
72.5°	125.8	29.1	6.5	5.1	4.2	1.9	0.0	0.0	0.0	0.0	0.0
75°	34.2	13.0	4.2	2.8	2.3	0.5	0.0	0.0	0.0	0.0	0.0
77.5°	19.9	8.8	1.9	0.9	0.9	0.0	0.0	0.0	0.0	0.0	0.0
80°	15.7	4.2	0.9	0.5	0.0	0.0	0.0	0.0	0.0	0.0	0.0
82.5°	15.7	2.3	0.5	0.0	0.0	0.0	0.0	0.0	0.0	0.0	0.0
85°	13.4	0.9	0.0	0.0	0.0	0.0	0.0	0.0	0.0	0.0	0.0
87.5°	1.9	0.0	0.0	0.0	0.0	0.0	0.0	0.0	0.0	0.0	0.0
90°	0.0	0.0	0.0	0.0	0.0	0.0	0.0	0.0	0.0	0.0	0.0

(END OF REPORT)